



CARE INSTRUCTIONS

Daily cleaning can be done by wiping the frame with a clean dry cloth. Should the surface need more attention this can be cleaned with water and a light detergent or soap applied with a damp cloth. Wipe after with a clean dry cloth. Avoid any abrasive materials

TROUBLESHOOTING

If lamp does not light, turn off the power. Check the bulb for a broken filament. Replace bulb if necessary, then turn it on. If the lamp still does not light, please contact customer service at the local dealer. If the external flexible cable or cord of this lamp is damaged, it must be replaced by a qualified electrician in order to avoid a hazard

Warning: the installation shall be carried out by an electrician or electrically skilled person such that the basic insulated fixed wiring have to be prepared with supplementary insulation before the luminare can be connected.

TECHNICAL INFORMATION

Recommended light source:
E27, 840 Lumen (6-10W LED) Max Light Source 12W LED

The lamp is not approved for outdoor use in damp/wet rooms (IP20)



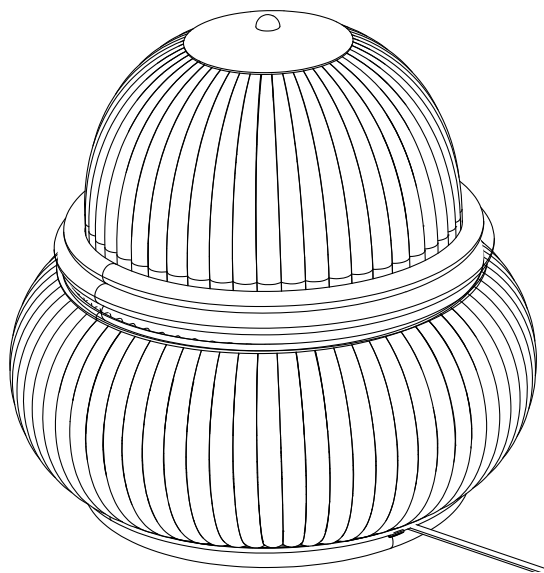
For enquiries contact GUBI A/S - CVR: 17940384
Klubiensvej 7-9. 2150 Nordhavn. Copenhagen, Denmark
T +45 69 15 60 60 – order@gubi.com
GUBI.COM

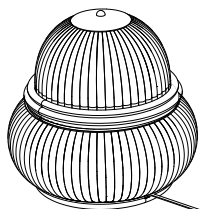
GUBI

ASSEMBLY INSTRUCTIONS

for

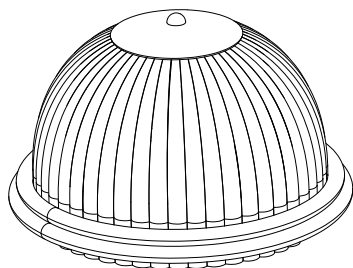
Bohemian '72





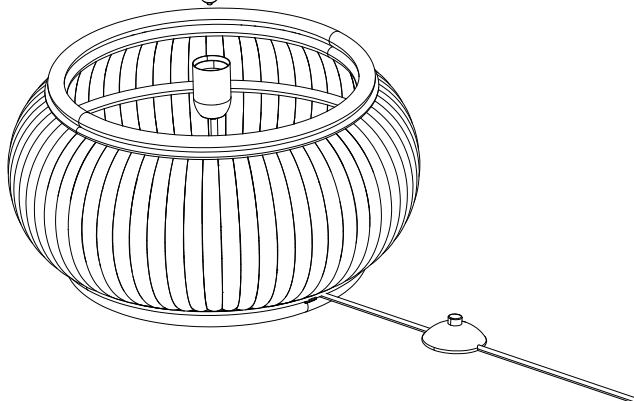
x1

1.



Not Included

Non inclus



2.

